



## TEXAS DEPARTMENT OF HOUSING AND COMMUNITY AFFAIRS

### TDHCA One-Time or Temporary Allocations – Pandemic Response and Other Initiatives Report for July 25, 2024

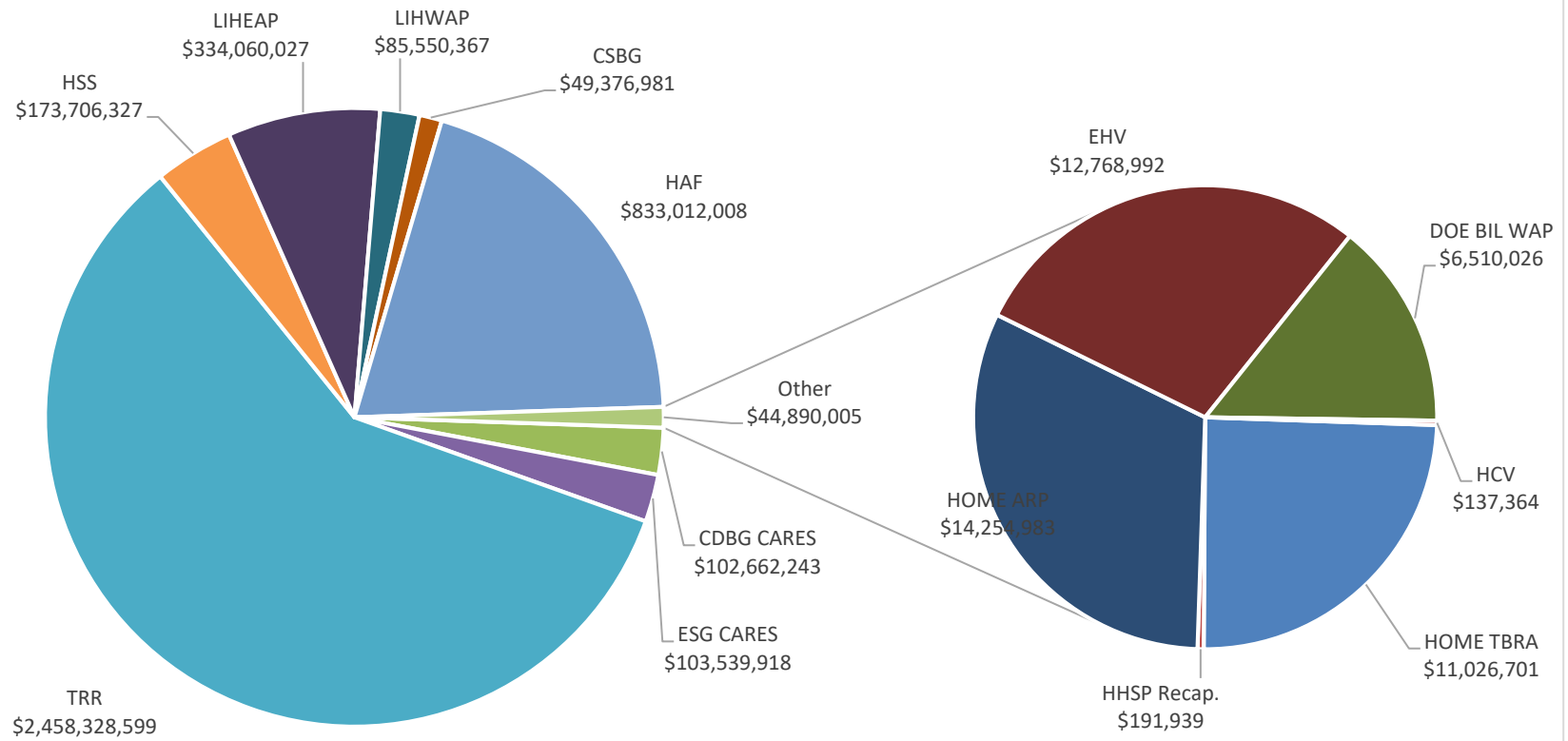
This report reflects one-time or temporary federally awarded allocations of funds, in addition to those funds focused specifically on the programs TDHCA has targeted to assist with Texas' response to COVID-19. Programs reflected include those that were reprogramming of existing funds and those awarded through the administration of federal bills. All completed programs are reported at the end of the report.

#### PERFORMANCE TO DATE ACROSS ALL OPEN AND CLOSED PROGRAMS

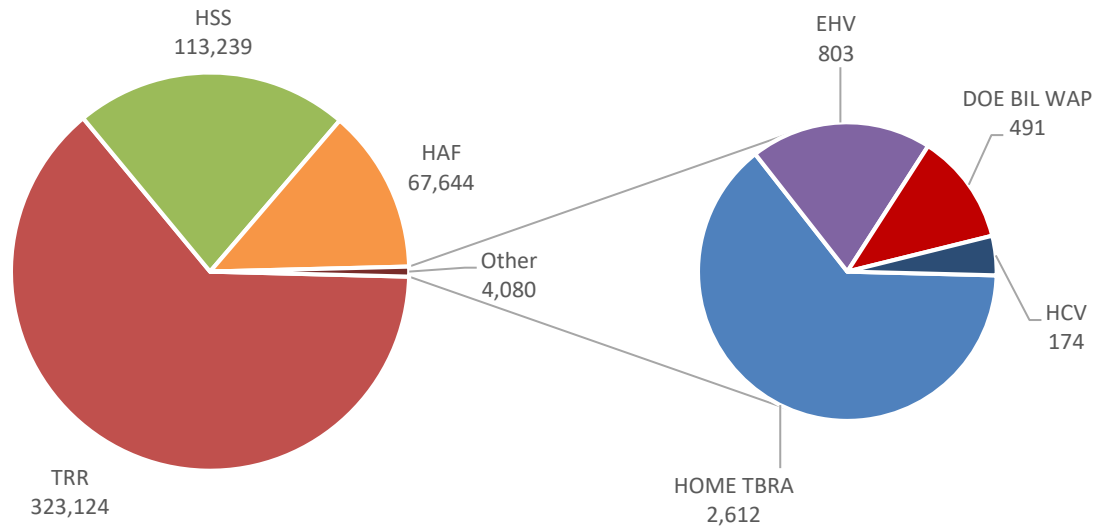
Cumulative Performance to Date Across All Programs Reported			
Total of All Funding	Total Funds Obligated <sup>1,2</sup>	Total Funds Spent <sup>1</sup>	Total Served to Date <sup>3,4,5,6</sup>
\$4,629,321,498	\$4,424,035,487 (95.57%)	\$4,185,126,475 (90%)	508,087 households 4,738,494 persons 280 units committed

1. May include administrative funds obligated and expended. 2. For TRR and HAF, funds are only considered 'Obligated' when they are expended. 3. Based on reporting requirements, some programs report households and some report persons. Persons reported above do not comprise the members of the households reported, but are separate persons assisted. 4. For comparability purposes, if the average Texas household size of 2.83 is applied to the number of households served and converted to an estimate of individuals, that estimate would be 1,437,886; when combined with the 4,738,494 of individuals reported that would result in an estimated 6,176,380 individuals assisted with these programs. 5. An additional 729,202 meals have been served through the HSS Program that are not otherwise reflected in either the count of households or persons served. 6. Units committed are from either HOME-ARP or ERA Multifamily development funds.

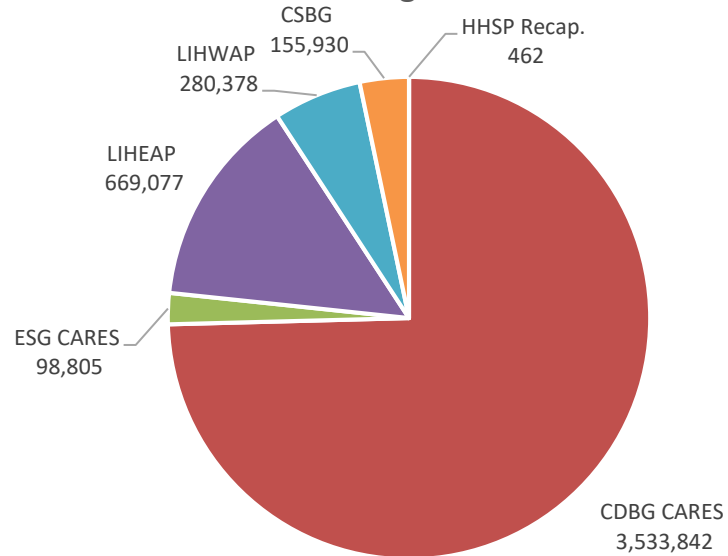
## TDHCA COVID-19 Programs Funds Expended (inc. TRR and HAF)



### TDHCA COVID-19 Programs: Households Served (inc. TRR and HAF)



### TDHCA COVID-19 Programs: Persons Served



## OPEN PROGRAMS

Program	Timelines / Contract Periods	Planned Activities	Program Status	Staffing  Admin Funds	Served to Date	Total Program Funding  Obligated (%) Expended (%)	Other Notes
<b>CDBG CARES – Phases I, II and III</b>	<p>Board approved general use of the funds for CDBG Phase I in April 2020 and Plan Amendments in October 2020, January 2021, and July 2021 (all approved). HUD agreement executed November 2020.</p> <p>Funds must be expended by November 3, 2026</p> <p>90-day closeout period</p>	<p>Completed Activities: rental assistance in 42 cities/counties; mortgage payment assistance in all 254 counties; legal services for persons with disabilities; assistance for providers of persons with disabilities; and food expenses.</p> <p>Pending remaining activity: community resiliency program (CRP).</p> <p><i>See Also Attached Report.</i></p> <p><i>Geography:</i> Varies by activity type.</p> <p><i>Income Eligibility:</i> For persons at or below 80% of AMI or Area Benefit for locations where at least 51% of residents are at or below 80% of AMI</p>	<p><i>See Attached Report.</i></p> <p>In April 2023 HUD removed the requirement that 80% of funds must be expended by November 3, 2023. Program is on target to expend all funds by the November 2026 deadline.</p>	<p>8 positions filled.</p> <p>All FTEs are Art. IX</p> <p>Up to 7% admin and TA budget (\$9,484,238)</p>	<p>3,533,842 Persons**</p>	<p>1<sup>st</sup> allocation: \$40,000,886 2<sup>nd</sup> Allocation: \$63,546,200 3<sup>rd</sup> Allocation: \$38,299,172</p> <p>Total: \$141,846,258</p> <p>\$141,829,845* 99.99%</p> <p>\$102,662,243* 72.38%</p>	<p>* Figure includes TDHCA admin funds. ** CRP activities are for area benefit and therefore individual households assisted is not readily captured.</p>
<b>ESG CARES – Phase 1 &amp; 2</b>	<ul style="list-style-type: none"> <li>ESG1 awards made July 23, 2020 and ESG2 awards made January 14, 2021</li> <li>Deadline to expend 80% by March 31, 2022 was removed by HUD; new benchmark for June 2022 was met</li> <li>Met September 30, 2023 ESG2 expenditure deadline</li> <li>Expended reallocated ESG3 funds received March 2023 (\$5,854,004) by June 30, 2024</li> <li>All project funds have been expended; October 31, 2024 draw deadline for reallocated funds</li> </ul>	<ul style="list-style-type: none"> <li>ESG1: Existing subs were offered funds. ESG Coordinators decided via local process for their CoC; in three areas without ESG Coordinators awards offered to CoC awardees (also used for Legal/ HMIS)</li> <li>ESG2: Funding provided for Homelessness Prevention, Rapid Rehousing, HMIS, Street Outreach &amp; Emergency Shelter</li> <li><i>Geography:</i> Locations of all funded grantees</li> <li><i>Income Eligibility:</i> 50% AMI for homeless prevention</li> </ul>	<ul style="list-style-type: none"> <li>160 contracts executed: 160 closed</li> <li>Deobligated ESG3 funds reallocated to Subrecipients with a planned strategy for expenditure prior to the June 30, 2024 deadline</li> <li>All project funds expended; final admin draws to be completed by October 31, 2024 deadline.</li> </ul>	<p>1 Art. IX FTE remaining</p> <p>Up to 5 % admin(\$5,187,681)</p>	<p>98,805 persons</p>	<p>\$103,646,620</p> <p>\$103,646,620.42* 100%</p> <p>\$103,539,918.17* 99.90%</p>	<p>*Figure includes TDHCA admin funds.</p>

Program	Timelines / Contract Periods	Planned Activities	Program Status	Staffing Admin Funds	Served to Date	Total Program Funding Obligated (%) Expended (%)	Other Notes
<b>Texas Rent Relief (TRR) Program (Funded with ERA1 and ERA2)</b>	<p>The program dedicated funds through Treasury specifically for rental and utility assistance.</p> <p>The first allocation (Consolidated Appropriations Act) was ERA1. The second allocation (American Rescue Plan Act, Section 3201) was ERA2.</p> <p>ERA1: All direct assistance was obligated by program deadline of December 29, 2022. Final report was submitted to Treasury in April, 2023.</p> <p>ERA2: Required to obligate all funds by September 30, 2025.</p>	<p>Program provided up to 18 months of rental and utility assistance including arrears. Households could reapply every 3 months. Established a 10% set-aside for eviction diversion; households facing eviction were prioritized for processing.</p> <p>A portion of ERA funds are for Housing Stability Services (see following row). \$11.5M of ERA2 funds were designated by the Board for other affordable rental housing which is being administered by TDHCA's Multifamily Direct Loans (MFDL) program.</p> <p><i>Treasury Reallocation:</i> TRR received \$299.1M in reallocated funds from the Treasury and local/county programs in Texas.</p> <p><i>Geography:</i> Statewide. <i>Income Eligibility:</i> For households at or &lt;80% AMI.</p>	<p>Program closing announcement made July 7, 2023. Final payments to approved households made as of October 6, 2023.</p> <p>Now that all direct assistance funds have been distributed, TRR staff continues working on reconciliation, audit, reporting, and closeout.</p> <p>The Board has approved the first two ERA awards for affordable housing, which are administered by the MFDL program. \$1.55M has been obligated for Freedom's Path at Waco, and an additional \$4.3M is in the process of being contracted and closed for Inn Town Lofts in Lubbock.</p>	<p>TRR Positions filled include Director, 8 staff positions, and 1 part-time temporary staff position. Staffing also includes a separate team for the Housing Stability Services activity (see below).</p> <p>All FTES are Art. IX</p> <p><i>Admin Allowed (All ERA):</i> 10% ERA1 15% ERA2 \$330,898,385</p>	323,124 households served*	<p><u>Total ERA Budget:</u> \$2,689,725,564</p> <p><u>TRR Direct Assistance Expended*:</u> \$2,221,318,459</p> <p><u>TRR Admin:</u> Total Available: \$243,561,484 Obligated: \$243,561,484 100% Expended**: \$237,010,140 97.31%</p> <p><u>Other ERA:</u> HSS: \$213,345,621 (see row below) MFDL: \$11,500,000</p>	<p>* Per internal report 07/10/24. Subject to some payment adjustments as staff continues to work on reconciliation and closeout.</p> <p>** Per internal report as of 07/10/24. Expended admin funds are a subset of obligated admin funds.</p>

Program	Timelines / Contract Periods	Planned Activities	Program Status	Staffing Admin Funds	Served to Date	Total Program Funding Obligated (%) Expended (%)	Other Notes
<b>Housing Stability Services (HSS) Program (funded by ERA1 and 2)</b>	<p>These funds are a subset of the ERA funds in the row above. A portion of the funds from ERA1 and ERA2 are authorized for housing stability.</p> <p>ERA1: All program funds were expended by the December 29, 2022, deadline and the final report was submitted to Treasury on April 27, 2023.</p> <p>ERA2: Must expend funds by September 30, 2025</p>	<p>Program provides funds to local communities or nonprofits for them to provide eligible Texans with a variety of services that help household maintain or obtain stable housing including legal services, outreach services, shelter services, community services, and services offered at permanent supportive housing properties.</p> <p><i>Geography:</i> Available where Subrecipients are located. <i>Income Eligibility:</i> For households at or below 80% AMI.</p> <p>Any ERA1 and ERA2 funds reallocated by Treasury (as noted by TRR above) and allocated to HSS will be reflected in this row.</p>	<p><u>ERA1:</u> 28 Subrecipient contracts completed and closed.</p> <p><u>ERA2:</u> 47 contracts executed with Subrecipients (10 of the 47 contracts are closed as of 6/30/24); MOU with TVC executed for SFY 2023-24.</p> <p>18 Subrecipients were awarded both ERA1 and ERA2 contracts.</p> <p>Program is on target to expend all funds by the deadline.</p>	<p>3 Art. IX FTEs plus support of 2 staff at TVC</p> <p>ERA1: \$798,506</p> <p>ERA2: \$2,876,563</p>	<p><u>ERA 1</u> 583,247 meals served</p> <p><u>ERA 1</u> 43,051 households</p> <p><u>ERA 2</u> 145,955 meals served</p> <p><u>ERA 2</u> 70,188 households</p>	<p>Total* \$213,345,621</p> <p><u>HSS ERA1</u> Obligated and Expended \$63,295,298 <b>100%</b></p> <p><u>HSS ERA2</u> Obligated: \$150,050,332 <b>100%</b></p> <p>Expended*: \$110,411,029 73.58%</p>	<p>*figure includes TDHCA Admin funds</p>
<b>AMERICAN RESCUE PLAN (ARPA) – Public Law 117-2</b>							
<b>HOME ARP Program</b>	<p>Section 3205 of the American Rescue Plan. Dedicates funds through HUD allowing flexible uses that can include typical HOME activities as well as homeless services and non-congregate shelter</p> <p>Must expend funds by September 30, 2030</p>	<p>Funds are programmed for development of rental housing, development of non-congregate shelter, and operating costs/capacity building for eligible nonprofit organizations.</p> <p>The previous waiver from the Governor relating to limits on using the funds in rural areas allowed the funds to assist homeless persons in urban and rural areas.</p> <p><i>Geography:</i> Statewide for rental, and focused on high needs areas for non-congregate shelter. <i>Households Eligibility:</i> (See Other Notes)</p>	<p>Awarded \$57.6 M in rental development. Awarded \$3.2M in nonprofit capacity building/operating. Non-congregate shelter Invitation to Apply released for approx. \$56M.</p> <p>Funds obligated reflect executed contracts.</p>	<p>6 Art. IX FTEs</p> <p>10% for admin/ planning</p> <p>\$13,296,915</p>	<p>280 rental units obligated</p>	<p>*\$119,672,232</p> <p>\$46,175,816 39%</p> <p>\$14,254,983 12%</p>	<p>*Excludes admin.</p> <p>Eligibility: homeless, at risk of homelessness, those fleeing Domestic Violence, populations with housing instability</p>

Program	Timelines / Contract Periods	Planned Activities	Program Status	Staffing Admin Funds	Served to Date	Total Program Funding Obligated (%) Expended (%)	Other Notes
<b>Homeowner Assistance Fund (HAF)</b>	<p>Passed as section 3206 of the American Rescue Plan, dedicates funds through Treasury specifically for preventing mortgage delinquencies, defaults, foreclosures, loss of utilities and displacement.</p> <p>Must expend funds by September 30, 2026</p>	<p>The HAF Program avoids displacement through giving assistance payments up to \$65,000 per qualified household for: 1) Mortgage payments and mortgage reinstatement assistance including up to three months of full monthly payment assistance to qualified homeowners; 2) payments to resolve delinquent property charges, including past due property taxes, insurance premiums, condo and homeowner association fees, and cooperative maintenance or common charges; and 3) up to \$10,000 in utility payment assistance (within the \$65,000 cap).</p> <p>Treasury approved the HAF Plan on January 28, 2022. Subsequent plan and budget amendments have been submitted and approval received.</p> <p><i>Geography:</i> Statewide <i>Income Eligibility:</i> Household income at or below greater of 100% AMI or 100% of national median income.</p>	<p>The program became available statewide on March 2, 2022. Closure of the program to new applications occurred October 10, 2023.</p> <p>Some refunds continue to be received, therefore property tax applications that were previously denied due to grant funds being exhausted are being paid as refunds continue to be received. HAF staff will continue working on reconciliation, audit, reporting, and closeout.</p>	<p>11 Art. IX 8.31 FTEs</p> <p>Up to 11.11% (\$93,585,797) for admin</p> <p>Reduction in some program staff began in December 2023.</p> <p>HAF Subrecipient staff merged with HAF Team in April 2024.</p>	58,512 hholds	<p><u>Total HAF Budget:</u> \$842,214,006</p> <p><u>HAF Direct Assistance Expended:</u> \$739,292,058* 99.99%</p> <p><u>HAF Admin:</u> Total Available: \$86,915,110 Expended: \$77,814,365 89.53%</p> <p><u>Other HAF Expended:</u> Subrecipients: \$19,905,585 (see row below)</p>	<p>*Total Available for Direct Assistance is \$739,301,468</p> <p>\$9.9B nationally.</p>
<b>HAF Subrecipient Activities</b>	<p>Program was originally funded for \$30.5 million. \$14.5 million has been returned to be used for HAF assistance to households, leaving current funding at \$15.9 million.</p> <p>Must expend funds by September 30, 2026.</p>	<p>Program provides funds to local communities or nonprofits for them to provide one or more of three eligible types of assistance: 1) serve as an Intake Center to assist households in applying for HAF funds, 2) provide Housing Counseling Services, and/or 3) provide Legal Services related to Homeownership.</p> <p><i>Geography:</i> Available where Subrecipients are located. <i>Income Eligibility:</i> Household income at or below greater of 100% AMI or 100% of national median income.</p>	<p>Final contract close out was complete June 30-2024.</p>	<p>With the departure of the HAF Subrecipient Director in April 2024, the remaining HAF Subrecipient staff merged with the HAF Team.</p>	<p><u>Unduplicated Hholds Served:</u> 9,132</p> <p><u>Outreach Events</u> 1,676</p>	<p>Total \$15,997,429</p> <p>Obligated: 15,905,585 99.43%</p> <p>Expended: \$15,905,585 99.43%</p>	<p>Served: <u>Intake</u> 4,479 <u>Legal Services</u> 1,418 <u>Housing Counsel</u> 3,235 Foreclosures Prevented* 242 (intake) 164 (legal and housing) *potential overlap</p>

Program	Timelines / Contract Periods	Planned Activities	Program Status	Staffing Admin Funds	Served to Date	Total Program Funding Obligated (%) Expended (%)	Other Notes
<b>Emergency Housing Vouchers (EHV)</b>	<p>Passed as Section 3202 of the American Rescue Plan, dedicates vouchers through HUD for emergency rental assistance.</p> <p>EHV appropriation will be available for obligation until September 30, 2030, and will be cancelled September 30, 2035. This indicates that any funds not spent by this time will no longer be available and will be returned to Treasury.</p>	<p>TDHCA was allocated 798 vouchers by HUD. The award includes funds for the vouchers (\$7,933,560) plus funds to provide services (\$2,793,000) and funds for admin (\$763,788). Vouchers are for households who are: (1) homeless, (2) at risk of homelessness, (3) fleeing, or attempting to flee, domestic violence, dating violence, sexual assault, stalking, or human trafficking, or (4) recently homeless. TDHCA was able to maximize the use of waivers, assisting households that normally would not be offered a voucher.</p> <p>HUD awarded supplemental Housing Assistance Payment (HAP) funds. Due to the surge in lease-ups and an increase in cost-per-unit, there has been an escalation in average subsidy. An amendment or supplement notice from HUD is anticipated.</p> <p><i>Geography:</i> Balance of State Continuum of Care counties underserved by an EHV-awarded PHA, Heart of Texas Homeless Coalition service area and Tarrant County Homeless Coalition (TCHC) service areas.</p> <p><i>Income Eligibility:</i> Not to exceed 50% AMI</p>	<p>CoC partner contracts are in final stages.</p> <p>Vouchers Issued: 953 Vouchers on the Street: 3 Housed: 803 Vouchers Declined after issuance: 89</p> <p>Note that with rental assistance programs, funds expend fairly slowly as rent for the eligible household is paid monthly.</p>	<p>Program being administered by Section 8 area.</p> <p>4 new Art. IX positions created using EHV/CSBG administrative funds. One position vacant as of 12/31/2023.</p>	803 of 798 Housed 100.63 %	<p>Total \$11,490,348</p> <p>Rent Payments Avail: \$7,933,560</p> <p>HAP Obligated: \$10,693,101.25 134.78%</p> <p>HAP Expended: \$10,620,213 133.86%</p> <p>Service Contracts Avail: \$2,793,000</p> <p>Obligated: \$2,793,000 100%</p> <p>Expended: \$2,148,779.16 76.93%</p>	<p>\$5 billion allocated nationally.</p> <p>\$3,500 per unit service fee included, separate from rental assistance payment. The fee total is not tied to each voucher, but is a combined total of funds for services.</p>



Program	Timelines / Contract Periods	Planned Activities	Program Status	Staffing Admin Funds	Served to Date	Total Program Funding Obligated (%) Expended (%)	Other Notes
<b>LIHEAP IJA*</b>	<p>Passed as Section 501 of the Infrastructure Investment and Jobs Act (PL 117-58), dedicates funds through HHS for home energy costs.</p> <p>Must expend funds by: September 30, 2026</p>	<p>Funds nationally to be released in annual increments of \$100 million each year for the next 5 years. These funds will be made available to each state as part of its annual LIHEAP allocation; the Department therefore will handle these as part of our annual allocation.</p> <p><i>Geography:</i> Available statewide <i>Income Eligibility:</i> 150% of poverty</p>	<p>On March 1, 2022, flexibilities were granted. The statewide provider has been the recipient of these funds to date. That provider closed its portal on September 15, 2023. Note that the funds will only become available annually, therefore expenditure will be reflected slowly over 5 Years.</p> <p>To date, three annual allocations have been received in the amounts of \$7,532,384 and \$9,627,413 and \$8,394,348</p>	FTEs noted under CARES LIHEAP will be utilized for both allocations.	20,461 persons	<p><u>Estimated 5-Year Total*:</u> \$37,661,920</p> <p><u>Received by TDHCA:</u> \$25,554,145</p> <p><u>Obligated:</u> \$25,554,145 Of Rcvd: 100% Of 5-Year: 68%</p> <p><u>Expended:</u> \$16,120,820 Of Rcvd: 63.08% Of 5-Year: 42.80%</p>	\$500 million nationally
<b>BIL WAP</b> (Bipartisan Infrastructure Law Weatherization Assistance Program)	<p>Passed as Section 40551 of the Infrastructure Investment and Jobs Act (Public Law 117-58), dedicates funds through Department of Energy for home weatherization.</p> <p>DOE strongly recommends activities be completed within 5 years of receipt of the funds.</p>	<p>Single family and multifamily weatherization of units. Additional restrictions added to the program through the bill beyond typical DOE WAP include Davis-Bacon, Buy American, NEPA, etc. In addition, DOE has applied several Administration priorities, including a focus on workforce development and Diversity in delivering funds.</p> <p>Because this award amount is more than 20 times the typical annual DOE award, Board granted authority in December 2021 to procure a statewide DOE WAP vendor to augment the work of the network.</p> <p><i>Geography:</i> Available statewide <i>Income Eligibility:</i> 200% of poverty</p>	<p>In September 2022 DOE directed TDHCA to proceed with release of its 5-Year Plan for public comment. Staff had obtained Board authority to do so in May 2022. The Plan has now been approved.</p> <p>Statewide subrecipient Request for Applications has been released. Awards are being made at this June 2024 Board meeting. Network subrecipient contracts for the first half of funds are now executed.</p>	4 Current FTE's \$11,349,839 6.55% Admin	491 units	<p>\$173,162,598*</p> <p><u>Obligated:</u> \$56,153,409 32.43%</p> <p><u>Expended:</u> \$ 6,510,026 3.76%</p>	<p>*\$142,944,233 for Program and \$30,218,365 for Training and TA</p> <p>15% of grant made available initially As of March 23, 2023 50% of the grant is available</p>

Program	Timelines / Contract Periods	Planned Activities	Program Status	Staffing Admin Funds	Served to Date	Total Program Funding Obligated (%) Expended (%)	Other Notes
<b>LIHEAP (23CR) Supplemental Funding</b>	<p>Passed as an additional contribution to the 2023 LIHEAP allocation through the <i>Continuing Appropriations Act (CR)</i>, 2023 (Public Law 117-180), dedicates funds through HHS for home energy costs.</p> <p>Must expend funds by: September 30, 2024</p>	<p>Funds nationally of an additional \$1 billion added to the annual 2023 allocation.</p> <p><i>Geography:</i> Available statewide <i>Income Eligibility:</i> 150% of poverty</p>	<p>On March 1, 2022, flexibilities were granted. A statewide provider to provide LIHEAP was selected in May 2022 and made funds available in July 2022. That statewide provider has been used for these funds as well. That provider closed its portal on September 15, 2023.</p>	<p>FTEs noted under CARES LIHEAP, and regular non-temporary LIHEAP, will be utilized.</p>	<p>193,639 persons</p>	<p>Total \$84,732,886</p> <p>\$82,190,900 97%</p> <p>\$77,451,844 91.41%</p>	<p>\$1 billion nationally</p>
<b>LIHEAP (23CR) Supplemental Disaster Funding</b>	<p>Passed as an additional contribution to the 2023 LIHEAP allocation through the <i>Continuing Appropriations Act (CR)</i>, 2023 (Public Law 117-180), dedicates funds through HHS for home energy costs.</p> <p>Must expend funds by: September 30, 2024</p>	<p><i>Geography:</i> Available statewide <i>Income Eligibility:</i> 150% of poverty</p>	<p>On March 1, 2022, flexibilities were granted. A statewide provider to provide LIHEAP was selected in May 2022 and made funds available in July 2022. That statewide provider has been used for these funds as well. That provider closed its portal on September 15, 2023. Now seeking several subrecipients to expend the funds remaining - refunds and unused funds.</p>	<p>FTEs noted under CARES LIHEAP, and regular non-temporary LIHEAP, will be utilized.</p>	<p>79,701 persons</p>	<p>Total \$55,322,964</p> <p>55,322,964 100%</p> <p>\$44,530,529 80.96%</p>	<p>\$1 billion nationally</p>

## CLOSED / COMPLETED PROGRAMS

Program	Timelines / Contract Periods	Activities Performed	Notes on Program Completion	Staffing Admin Funds	Total Served	Total Program Funding Obligated (%) Drawn (%)
<b>EARLY REPROGRAMMING OF EXISTING TDHCA PROGRAM FUNDS</b>						
<b>HOME Program Tenant Based Rental Assistance (TBRA) for COVID-19 DR</b>	NA: Reservation Agreements	Program provided 3-6 months of rental assistance through existing or new HOME subrecipients. All necessary waivers were authorized by the OOG and HUD.  <i>Geography:</i> Was available where subrecipients applied. 23 administrators covered 120 counties <i>Income Eligibility:</i> Households at or below 80% AMFI	<b>COMPLETED</b>  100% expended  (* Total Program Funding was first authorized up to \$11,290,076. Ultimately 97.7% of that (\$11,026,701) was obligated and utilized.)	No added TDHCA staffing  No added admin funds	2,612 households	\$11,026,701*  \$11,026,701 <b>100%</b>  \$11,026,701 <b>100%</b>
<b>Reprogram 2019 and 2020 CSBG Discretionary and Admin. Funds</b>	<ul style="list-style-type: none"> <li>Board approval March 2020</li> <li>Recipients contracts were effective March 26, 2020</li> <li>Expenditure Deadline was August 31, 2020</li> </ul>	Used the existing network of 38 Community Action Agencies to provide direct client assistance to low income households economically impacted by COVID-19.  <i>Geography:</i> Available statewide (excluding CWCCP and CSI) <i>Income Eligibility:</i> 200% poverty (normally is 125%)	<b>COMPLETED</b>  100% expended	No added TDHCA staffing  No added admin funds	9,468 persons	\$1,434,352  1,434,352 <b>100%</b>  \$1,434,352 <b>100%</b>
<b>Recaptured 2018/2019 HHSP</b>	<ul style="list-style-type: none"> <li>Board approval March 2020</li> <li>2018 had to be spent by August 31, 2020; 2019 had to be spent by December 31, 2020</li> </ul>	Allowed the 9 subrecipients to perform HHSP eligible activities in addressing homelessness and those at risk of homelessness.  <i>Geography:</i> Available 9 largest metro areas <i>Income Eligibility:</i> Generally 30% AMFI if applicable	<b>COMPLETED</b>  100% expended	No added TDHCA staffing  No added admin funds	462 persons	\$191,939.53  \$191,939.53 <b>100%</b>  \$191,939.53 <b>100%</b>

Program	Timelines / Contract Periods	Planned Activities	Program Status	Staffing Admin Funds	Served to Date	Total Program Funding Obligated (%) Drawn (%)
<b>CARES ACT FUNDS</b>						
<b>LIHEAP CARES</b>	<ul style="list-style-type: none"> <li>Board approved April 2020</li> <li>Expend deadline was Sept. 30, 2021</li> <li>45 day closeout period</li> </ul>	99% to CEAP subs for households affected by COVID-19; 1% for state admin (no weatherization).  <i>Geography:</i> Available statewide <i>Income Eligibility:</i> 150% of poverty	<b>COMPLETED</b>  (An estimated \$29,676,554 was not expended by subrecipients by the deadline. Unused funds were returned to HHS.)	1 Art. IX FTE for CEAP TA/capacity (1 Filled)  1% admin (\$892,670)	181,215 persons	\$94,023,896  \$93,483,658 99%  \$63,898,418 68%  <b>FINAL</b>
<b>Housing Choice Voucher Program Admin</b>	Expend deadline was Dec. 31, 2021  <ul style="list-style-type: none"> <li>1<sup>st</sup> Award: \$117,268</li> <li>2<sup>nd</sup> Award: \$140,871</li> </ul>	<ul style="list-style-type: none"> <li>Software upgrades with Housing Pro to allow more efficient remote interface</li> <li>Landlord incentive payments</li> <li>Ordered 3 tablets for inspections</li> <li>October 2020 Board approved use of funds for retention payments to existing owners to ensure their ongoing participation in the program</li> </ul>	<b>COMPLETED</b>  (\$174,439 of admin was returned to HUD. Funds were not allowed to be used for direct household assistance nor were there higher admin expenses.)	No added TDHCA staffing.	142 Land-lord renewals  17 new landlords added	\$258,139  \$83,700 32.42%  \$83,700 32.42%  <b>FINAL</b>
<b>Housing Choice Voucher Program MVP</b>	Had to issue vouchers by December 31, 2021.  Orig. Allocation: \$105,034*	15 additional MVP vouchers consistent with our award of MVP, which for TDHCA is for Project Access households.  Received award from HUD. Issued the 15 vouchers on May 22, 2020. All 15 were leased.	<b>COMPLETED</b>  100% of vouchers utilized  (Effective Dec. 31, 2021, the funding authority for the 15 housed families was rolled into TDHCA's regular yearly HAP authority.)	No added TDHCA staffing.  No added admin funds.	15 families	\$110,302  <u>HAP Paid*</u> \$53,664 48.65%  <b>FINAL</b>

Program	Timelines / Contract Periods	Planned Activities	Program Status	Staffing Admin Funds	Served to Date	Total Program Funding Obligated (%) Drawn (%)
<b>CSBG CARES</b>	<ul style="list-style-type: none"> <li>Board approved April 2020</li> <li>Must expend 90% by August 31, 2022</li> <li>45 day closeout period</li> </ul>	<p>90% went to 40 CAAs using regular CSBG formula for households affected by COVID-19; 2% (\$949,120) to Texas Homeless Network (THN); 7% for an eviction diversion pilot program; 1% for state admin.</p> <p><i>Geography:</i> Available statewide <i>Income Eligibility:</i> 200% of poverty</p>	<p><b>COMPLETED</b></p> <p>(*Expenditure was not 100% because of refunds received after program close-out.)</p>	<p>1 Art. IX FTE for CSBG reporting</p> <p>1% admin (\$474,560)</p>	<p>146,462 persons</p>	<p>\$48,102,282</p> <p>\$48,102,282 <b>100%</b></p> <p>\$47,942,629 99.67% <b>FINAL*</b></p>
<b>Low-Income Household Water Assistance Program (LIHWAP1)</b>	<p>HHS approved TDHCA's LIHWAP Plan on October 22, 2021</p> <p>Must obligate and expend funds by: March 31, 2024. This is an extension from the original deadline of September 30, 2023.</p>	<p>Program provided funds to assist low-income households by providing funds to owners/operators of public water and treatment systems to reduce arrearages charged. Funds are directed through the LIHEAP network of subs and a statewide program operated that started in July 2022 by a web-based vendor called Texas Utility Help.</p> <p><i>Geography:</i> Statewide <i>Income Eligibility:</i> 150% federal poverty level</p>	<p><b>COMPLETED</b></p> <p>(*Significant refunds have been received, which made it a challenge for subrecipients to keep funds fully expended. Refunds have continued to come in after the federal program deadline.)</p>	<p>3 Art. IX FTEs</p> <p>Admin 15%</p> <p>Any FTEs will be Art. IX</p>	<p>183,687 persons</p>	<p>\$51,801,876</p> <p>\$47,557,420 91.81%</p> <p>\$47,557,420 91.81% <b>FINAL*</b></p>
<b>LIHWAP2</b>	<p>Passed as Section 2912 of the American Rescue Plan, dedicates funds through HHS for home water costs</p> <p>Must obligate and expend funds by: March 31, 2024. This is an extension from the original deadline of September 30, 2023</p>	<p>See LIHWAP1 above. This allocation of funds was directed to the statewide provider.</p> <p>Executed agreement for funds on April 22, 2021. HHS approved TDHCA's LIHWAP Plan on October 22, 2021.</p> <p><i>Geography:</i> Statewide <i>Income Eligibility:</i> TBD</p>	<p><b>COMPLETED</b></p> <p>(*Significant refunds have been received, which made it a challenge for the vendor to keep funds fully expended. Refunds have continued to come in after the federal program deadline.)</p>	<p>No additional FTEs other than those noted in LIHWAP1.</p> <p>Admin: currently 14.43%</p>	<p>96,691 Persons</p>	<p>\$40,597,082</p> <p>\$40,597,082 100%</p> <p>\$37,992,947 93.41% <b>FINAL*</b></p>

Program	Timelines / Contract Periods	Planned Activities	Program Status	Staffing Admin Funds	Served to Date	Total Program Funding Obligated (%) Drawn (%)
<b>AMERICAN RESCUE PLAN (ARPA) – Public Law 117-2</b>						
<b>LIHEAP ARP</b>	<p>Passed as Section 2911 of the American Rescue Plan, dedicates funds through HHS for home energy costs.</p> <p>Must expend funds by: September 30, 2023</p>	<p>99% of funds were programmed in April 2021 to CEAP subs using a modified formula; 1% for state admin. A statewide provider to provide CEAP ARP was selected in May 2022 and made funds available in July 2022; that provider closed its portal on September 15, 2023.</p> <p><i>Geography:</i> Available statewide <i>Income Eligibility:</i> 150% of federal poverty level</p>	<p><b>COMPLETED</b></p> <p>(While all funds were initially expended, refunds received by the program after close out were returned to HHS.)</p>	<p>FTEs noted under CARES LIHEAP were utilized for both allocations</p> <p>.13% admin \$181,532</p>	<p>194,061 persons</p>	<p>\$134,407,308</p> <p>\$134,407,308 <b>100%</b></p> <p>\$132,058,416 98.25% <b>FINAL*</b></p>