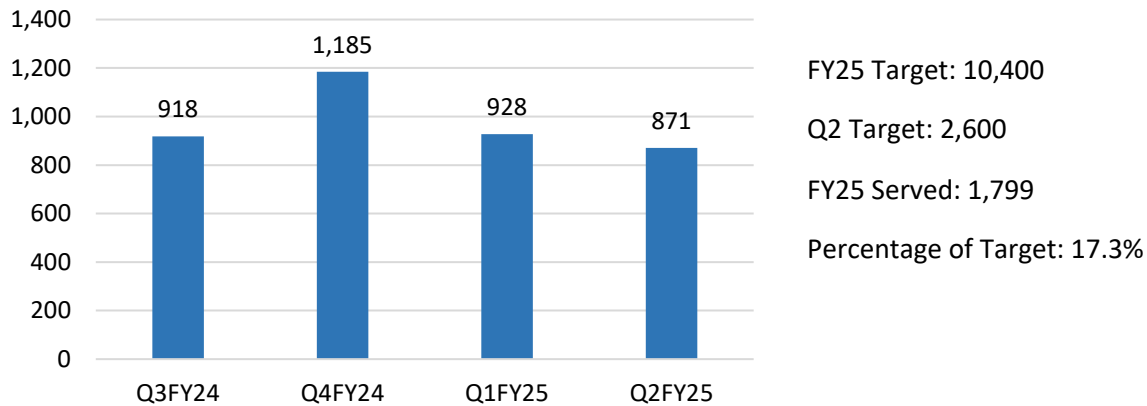


# Key Performance Measure Report

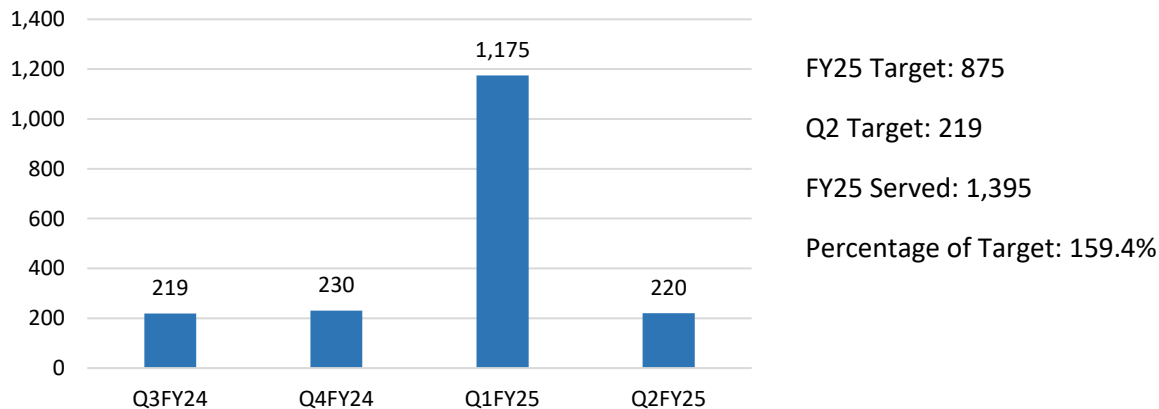
As of February 28, 2025

**Goal:** Increase availability of safe, decent, and affordable housing.

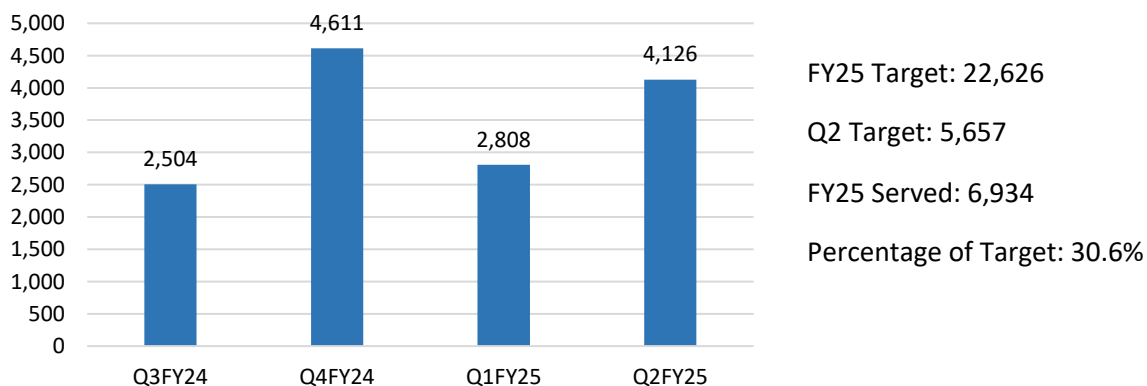
**Key Measure 1:** Number of households receiving mortgage loans with or without down payment assistance, mortgage credit certificates, and mortgage credit certificates combined with mortgage loans (Budget Strategy A.1.1).



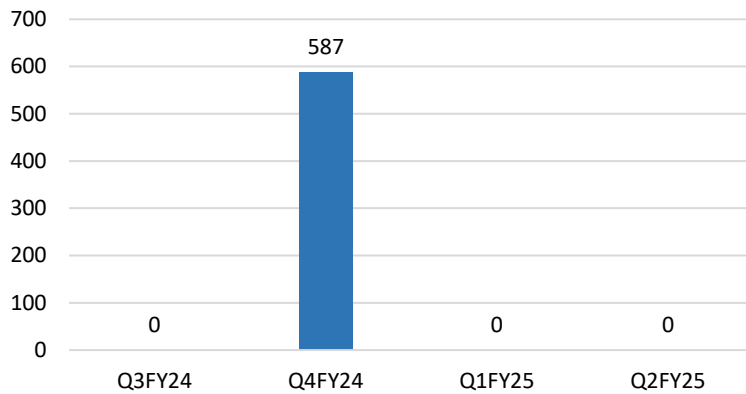
**Key Measure 2:** Number of households assisted with tenant-based rental assistance (TBRA) or single-family home rehabilitation, new construction, or reconstruction (Budget Strategy A.1.2).



**Key Measure 3:** Number of restricted units newly constructed or rehabilitated through 4% and 9% Housing Tax Credits (Budget Strategy A.1.7).



**Key Measure 4:** Number of restricted units newly constructed or rehabilitated through Mortgage Revenue Bonds (Budget Strategy A.1.8).



FY25 Target: 2,589

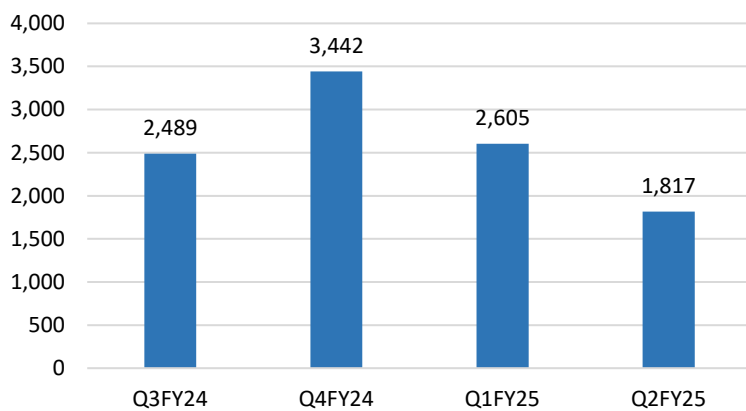
Q2 Target: 647

FY25 Served: 0

Percentage of Target: 0%

Goal: Provide information and assistance.

**Key Measure 5:** Number of information and technical assistance requests completed by the Housing Resource Center (Budget Strategy B.1.1).



FY25 Target: 7,100

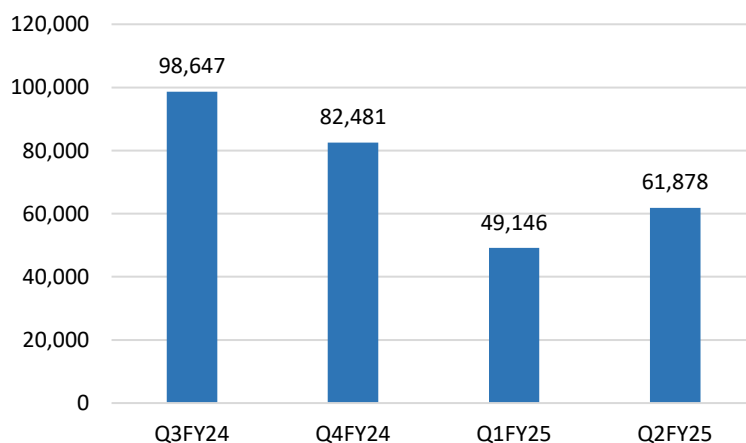
Q2 Target: 1,775

FY25 Served: 4,422

Percentage of Target: 62.3%

Goal: Improve poor and homeless living conditions and reduce very low-income energy costs.

**Key Measure 6:** Number of persons assisted through Community Services Block Grant (CSBG), Emergency Solutions Grants (ESG), and Homeless Housing and Services Program (HHSP) funds (Budget Strategy C.1.1).



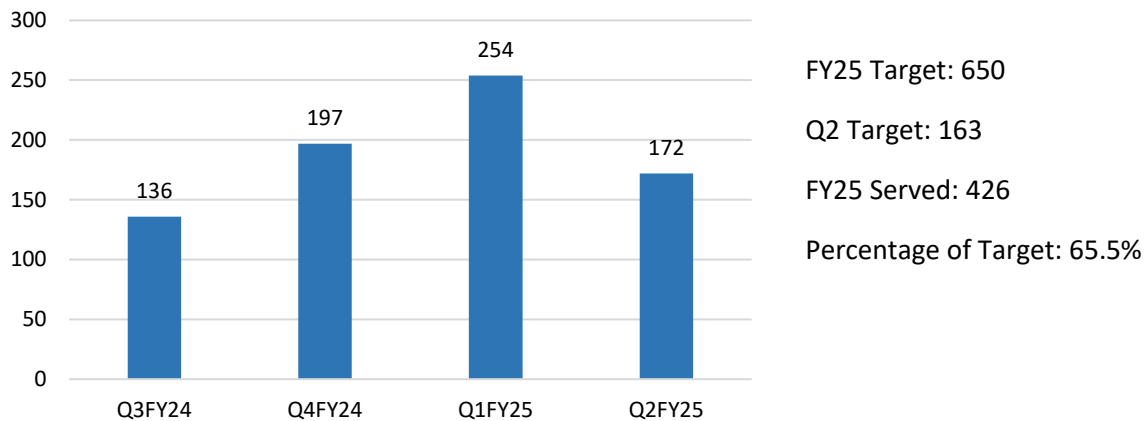
FY25 Target: 500,000

Q2 Target: 125,000

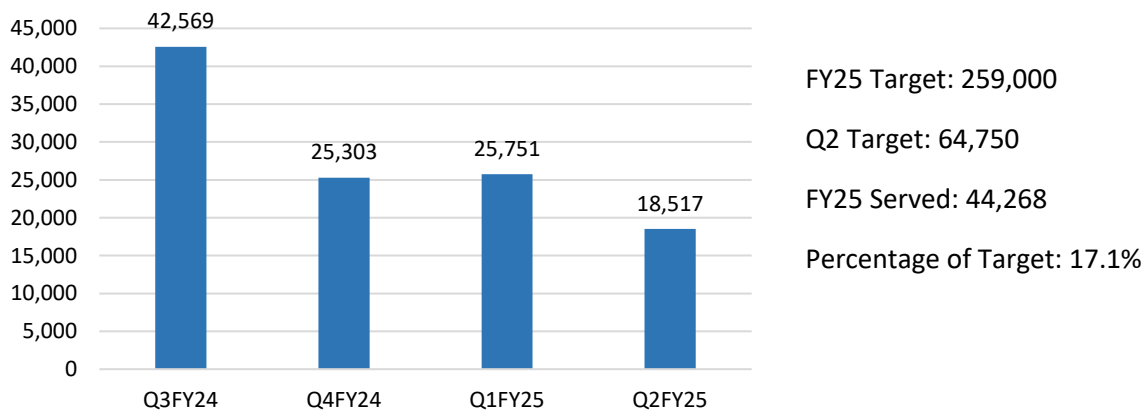
FY25 Served: 111,024

Percentage of Target: 22.2%

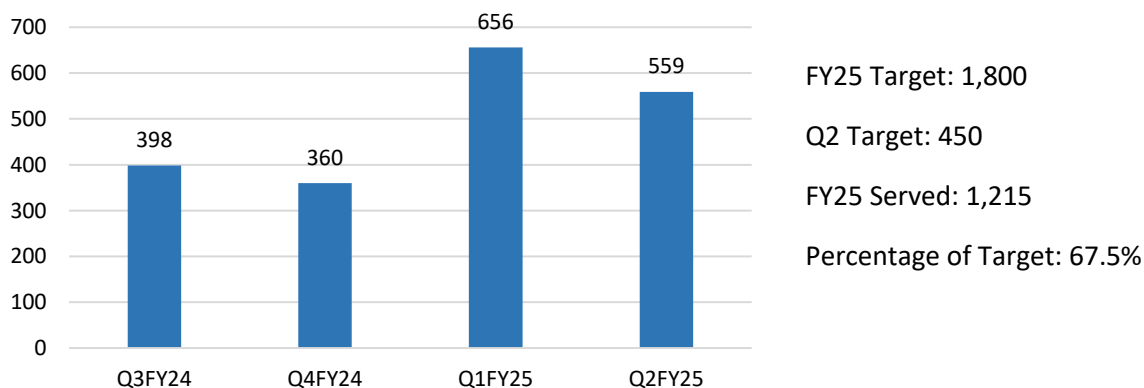
**Key Measure 7:** Number of persons assisted through CSBG, ESG, and HHSP funds that achieve incomes above poverty level (Budget Strategy C.1.1).



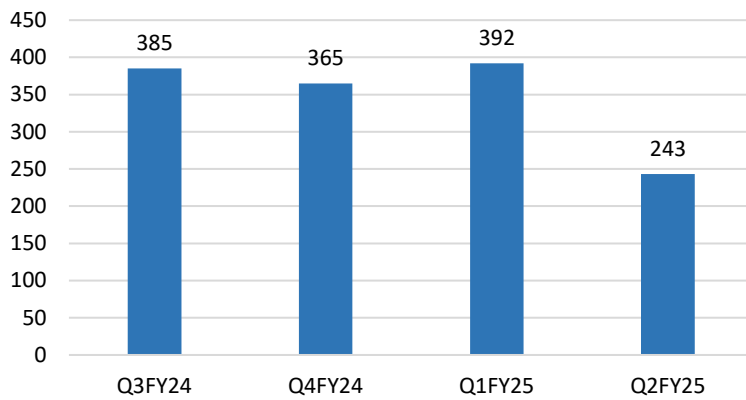
**Key Measure 8:** Number of households receiving energy assistance through the Comprehensive Energy Assistance Program (CEAP) (Budget Strategy C.2.1).



**Key Measure 9:** Number of dwelling units weatherized through the Weatherization Assistance Program (WAP) (Budget Strategy C.2.1).



**Key Measure 10:** Number of Colonia residents receiving direct assistance from self-help centers (Budget Strategy C.3.1).



FY25 Target: 600

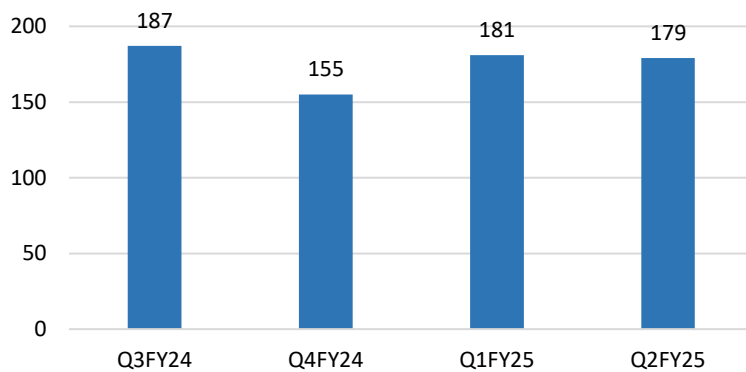
Q2 Target: 175

FY25 Served: 635

Percentage of Target: 105.8%

**Goal:** Ensure compliance with program mandates.

**Key Measure 11:** Number of file reviews conducted to confirm compliance with multi-family Land Use Restriction Agreement (LURA) requirements (Budget Strategy D.1.1).



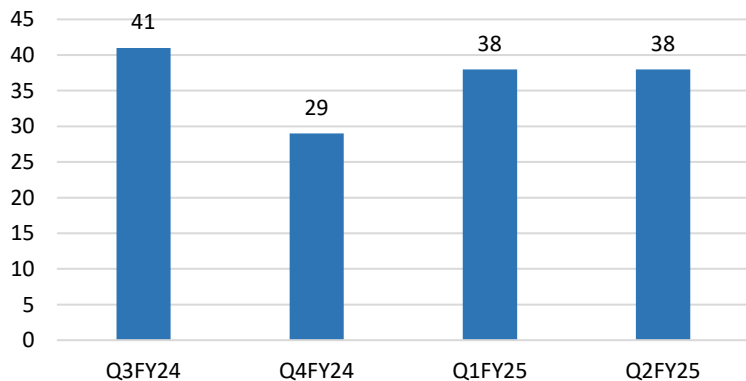
FY25 Target: 903

Q2 Target: 226

FY25 Served: 360

Percentage of Target: 39.9%

**Measure 12:** Number of monitoring reviews of all non-formula contracts (Budget Strategy D.1.2).



FY25 Target: 150

Q2 Target: 38

FY25 Served: 76

Percentage of Target: 50.7%