



TEXAS DEPARTMENT OF HOUSING AND COMMUNITY AFFAIRS

TDHCA One-Time or Temporary Allocations – Pandemic Response and Other Initiatives Report for April 11, 2024

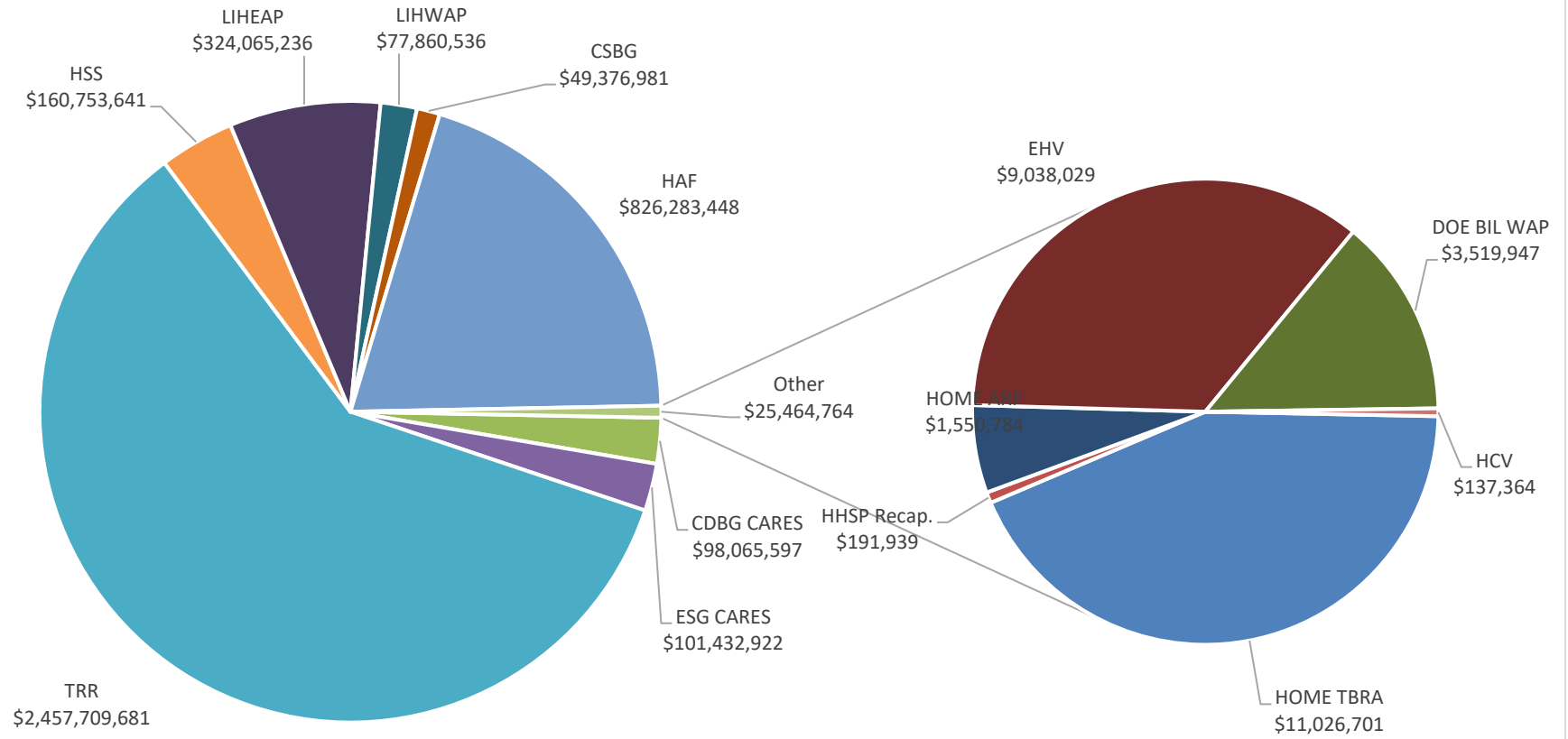
This report reflects one-time or temporary federally awarded allocations of funds, in addition to those funds focused specifically on the programs TDHCA has targeted to assist with Texas' response to COVID-19. Programs reflected include those that were reprogramming of existing funds and those awarded through the administration of federal bills. All completed programs are reported at the end of the report. Note that in January 2024, the column headed 'Waivers and Initial Approvals Needed' was removed from this report.

PERFORMANCE TO DATE ACROSS ALL OPEN AND CLOSED PROGRAMS

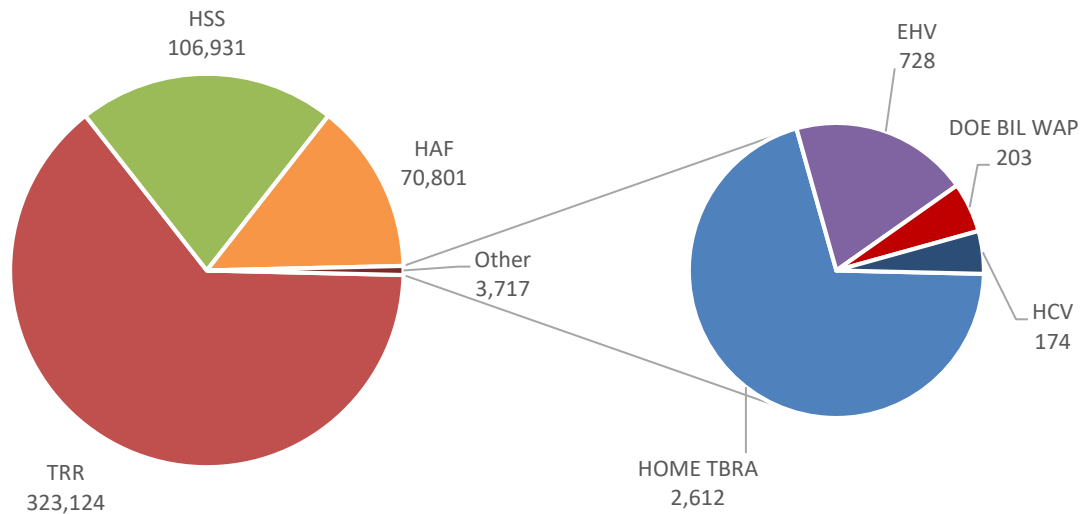
Cumulative Performance to Date Across All Programs Reported			
Total of All Funding	Total Funds Obligated ^{1,2}	Total Funds Spent ¹	Total Served to Date ^{3,4,5,6}
\$4,620,927,150	\$4,371,705,941 (94.61%)	\$4,121,012,806 (89%)	504,573 households 4,637,754 persons 270 units committed

1. May include administrative funds obligated and expended. 2. For TRR and HAF, funds are only considered 'Obligated' when they are expended. 3. Based on reporting requirements, some programs report households and some report persons. Persons reported above do not comprise the members of the households reported, but are separate persons assisted. 4. For comparability purposes, if the average Texas household size of 2.83 is applied to the number of households served and converted to an estimate of individuals, that estimate would be 1,427,942; when combined with the 4,637,754 of individuals reported that would result in an estimated 6,065,696 individuals assisted with these programs. 5. An additional 612,382 meals have been served through the HSS Program that are not otherwise reflected in either the count of households or persons served. 6. Units committed are from either HOME-ARP or ERA Multifamily development funds.

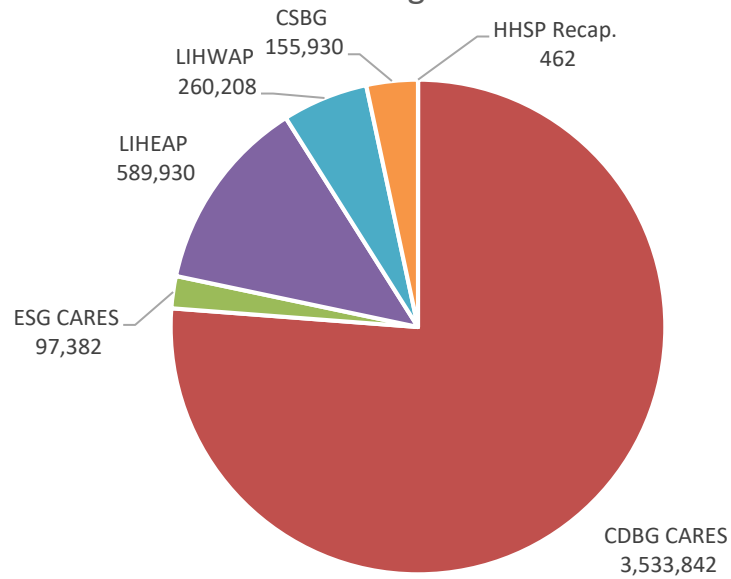
TDHCA COVID-19 Programs Funds Expended (inc. TRR and HAF)



TDHCA COVID-19 Programs: Households Served (inc. TRR and HAF)



TDHCA COVID-19 Programs: Persons Served



OPEN PROGRAMS

Program	Timelines / Contract Periods	Planned Activities	Program Status	Staffing Admin Funds	Served to Date	Total Program Funding Obligated (%) Expended (%)	Other Notes
CDBG CARES – Phases I, II and III	<p>Board approved general use of the funds for CDBG Phase I in April 2020 and Plan Amendments in October 2020, January 2021, and July 2021 (all approved). HUD agreement executed November 2020.</p> <p>Funds must be expended by November 3, 2026</p> <p>90-day closeout period</p>	<p>Completed Activities: rental assistance in 42 cities/counties; mortgage payment assistance in all 254 counties; legal services for persons with disabilities; assistance for providers of persons with disabilities; and food expenses.</p> <p>Pending remaining activity: community resiliency program (CRP).</p> <p><i>See Also Attached Report.</i></p> <p>Geography: Varies by activity type.</p> <p>Income Eligibility: For persons at or below 80% of AMI or Area Benefit for locations where at least 51% of residents are at or below 80% of AMI</p>	<p><i>See Attached Report.</i></p> <p>In April 2023 HUD removed the requirement that 80% of funds must be expended by November 3, 2023.</p> <p>All CRP awards are now obligated into contracts.</p>	<p>8 positions filled.</p> <p>All FTEs are Art. IX</p> <p>Up to 7% admin and TA budget (\$9,484,238)</p>	3,533,842 Persons	<p>1st allocation: \$40,000,886 2nd Allocation: \$63,546,200 3rd Allocation: \$38,299,172</p> <p>Total: \$141,846,258</p> <p>\$141,829,845* 99.99%</p> <p>\$98,065,597* 69.14%</p>	* Figure includes TDHCA admin funds.
ESG CARES – Phase 1 & 2	<ul style="list-style-type: none"> ESG1 awards made July 23, 2020 and ESG2 awards made January 14, 2021 Deadline to expend 80% by March 31, 2022 was removed by HUD; new benchmark for June 2022 has been met Met September 30, 2023 ESG2 expenditure deadline Expend reallocated ESG3 funds received March 2023 (\$5,854,004) by June 30, 2024 	<ul style="list-style-type: none"> ESG1: Existing subs were offered funds. ESG Coordinators decided via local process for their CoC; in three areas without ESG Coordinators awards offered to CoC awardees (also used for Legal/ HMIS) ESG2: Funding provided for Homelessness Prevention, Rapid Rehousing, HMIS, Street Outreach & Emergency Shelter Geography: Locations of all funded grantees Income Eligibility: 50% AMI for homeless prevention 	<ul style="list-style-type: none"> 159 contracts executed: 12 active, 4 expired, 143 closed Deobligated ESG3 funds reallocated to Subrecipients with a planned strategy for expenditure prior to the June 30, 2024 deadline 	<p>1 Art. IX FTE (3 FTEs have left and will not be replaced). Some duties have been assigned to temporary staff from a staffing agency.</p> <p>Up to 5 % admin(\$5,187,681)</p>	97,832 persons	<p>\$103,646,620</p> <p>\$103,621,619.57* 99.98%</p> <p>\$101,432,922.15* 97.86%</p>	*Figure includes TDHCA admin funds.

Program	Timelines / Contract Periods	Planned Activities	Program Status	Staffing Admin Funds	Served to Date	Total Program Funding Obligated (%) Expended (%)	Other Notes
Texas Rent Relief (TRR) Program (Funded with ERA1 and ERA2)	<p>The program dedicates funds through Treasury specifically for rental and utility assistance.</p> <p>The first allocation (Consolidated Appropriations Act) is ERA1. The second allocation (American Rescue Plan Act, Section 3201) is ERA2.</p> <p>ERA1: All direct assistance was obligated by program deadline of December 29, 2022. Final report was submitted to Treasury in April, 2023.</p> <p>ERA2: Required to obligate all funds by September 30, 2025.</p>	<p>Program provided up to 18 months of rental and utility assistance including arrears. Households could reapply every 3 months. Established a 10% set-aside for eviction diversion; households facing eviction were prioritized for processing.</p> <p>A portion of ERA funds are for Housing Stability Services (see following row). \$11.5M of ERA2 funds were designated by the Board for other affordable rental housing which is being administered by TDHCA's Multifamily Direct Loans (MFDL) program.</p> <p>Treasury has provided periodic updated FAQs as informal guidance.</p> <p>Treasury Reallocation: TRR received \$299.1M in reallocated funds from the Treasury and local/county programs in Texas.</p> <p>Geography: Statewide. Income Eligibility: For households at or <80% AMI.</p>	<p>After committing all remaining available assistance, TDHCA announced on July 7, 2023 that TRR was closing. TRR made all final payments to approved households as of October 6, 2023.</p> <p>Now that all direct assistance funds have been distributed, TRR staff will continue working on reconciliation, audit, reporting, and closeout.</p> <p>The Board has approved the first two ERA awards for affordable housing: \$1.55M for Freedom's Path at Waco and \$4.3M for Inn Town Lofts in Lubbock. Funds are administered by the MFDL program and are in the process of being contracted and closed.</p>	<p>TRR Positions filled include Director and 8 staff positions. Staffing also includes a separate team for the Housing Stability Services activity (see below).</p> <p>All FTES are Art. IX</p> <p>Admin Allowed (All ERA): 10% ERA1 15% ERA2 \$330,898,385</p>	323,124 households served*	<p>Total ERA Budget: \$2,689,725,564</p> <p>TRR Direct Assistance Expended*: \$2,221,318,459</p> <p>TRR Admin: Total Available: \$243,561,484 Obligated: \$243,561,484 100%</p> <p>Expended**: \$236,391,222 97.06%</p> <p>Other ERA: HSS: \$213,345,621 (see row below) MFDL: \$11,500,000</p>	<p>* Per internal report 03/25/24. Subject to some payment adjustments as staff continues to work on reconciliation and closeout.</p> <p>** Per internal report as of 03/22/24. Expended admin funds are a subset of obligated admin funds.</p>

Program	Timelines / Contract Periods	Planned Activities	Program Status	Staffing Admin Funds	Served to Date	Total Program Funding Obligated (%) Expended (%)	Other Notes
Housing Stability Services (HSS) Program (funded by ERA1 and 2)	<p>These funds are a subset of the ERA funds in the row above. A portion of the funds from ERA1 and ERA2 are authorized for housing stability.</p> <p>ERA1: All program funds were expended by the December 29, 2022, deadline and the final report was submitted to Treasury on April 27, 2023.</p> <p>ERA2: Must expend funds by September 30, 2025</p>	<p>Program provides funds to local communities or nonprofits for them to provide eligible Texans with a variety of services that help household maintain or obtain stable housing including legal services, outreach services, shelter services, community services, and services offered at permanent supportive housing properties.</p> <p><i>Geography:</i> Available where Subrecipients are located. <i>Income Eligibility:</i> For households at or below 80% AMI.</p> <p>Any ERA1 and ERA2 funds reallocated by Treasury (as noted by TRR above) and allocated to HSS will be reflected in this row.</p>	<p><u>ERA1:</u> 28 Subrecipient contracts completed and closed.</p> <p><u>ERA2:</u> 47 contracts executed with Subrecipients; MOU with TVC executed for SFY 2023-24.</p> <p>18 Subrecipients were awarded both ERA1 and ERA2 contracts.</p>	<p>6 Art. IX FTEs plus support of 2 staff at TVC</p> <p>ERA1: \$798,506</p> <p>ERA2: \$2,873,446</p>	<p><u>ERA 1</u> 583,247 meals served</p> <p><u>ERA 1</u> 43,051 house-holds</p> <p><u>ERA 2</u> 29,135 meals served</p> <p><u>ERA 2</u> 63,880 house-holds</p>	<p>Total* \$213,345,621</p> <p><u>HSS ERA1</u> Obligated and Expended \$63,295,298 100%</p> <p><u>HSS ERA2</u> Obligated: \$150,050,332 100%</p> <p>Expended*: \$97,458,343 64.95%</p>	<p>*figure includes TDHCA Admin funds</p>
Low-Income Household Water Assistance Program (LIHWAP1)	<p>Part of the appropriation bill; provides dedicated funds through HHS for the Low-Income Household Drinking Water and Wastewater Emergency Assistance Program.</p> <p>HHS approved TDHCA's LIHWAP Plan on October 22, 2021</p> <p>Must obligate and expend funds by: March 31, 2024. This is an extension from the original deadline of September 30, 2023.</p>	<p>Program provides funds to assist low-income households by providing funds to owners/operators of public water and treatment systems to reduce arrearages charged. Funds are directed through the LIHEAP network of subs and a statewide program operated by a web-based vendor called Texas Utility Help.</p> <p><i>Geography:</i> Statewide <i>Income Eligibility:</i> 150% federal poverty level</p>	<p>33 contracts have been executed. Lubbock declined funds. Statewide availability of these funds through a web-based platform also began in July 2022.</p> <p>Expenditures required by March 31, 2024. Contracts have been extended to try and fully expend funds, however significant refunds are coming back, making it a challenge for subrecipients to keep funds fully expended.</p>	<p>3 Art. IX FTEs</p> <p>Admin 15%</p> <p>Any FTES will be Art. IX</p>	<p>163,517 persons</p>	<p>\$51,801,876</p> <p>\$44,031,595 85%*</p> <p>\$ 40,330,764 77.85%</p>	<p>\$638M Nationally</p> <p>*Remaining 15% is for admin. All program funds are obligated.</p>

Program	Timelines / Contract Periods	Planned Activities	Program Status	Staffing Admin Funds	Served to Date	Total Program Funding Obligated (%) Expended (%)	Other Notes
AMERICAN RESCUE PLAN (ARPA) – Public Law 117-2							
HOME ARP Program	<p>Section 3205 of the American Rescue Plan. Dedicates funds through HUD allowing flexible uses that can include typical HOME activities as well as homeless services and non-congregate shelter</p> <p>Must expend funds by September 30, 2030</p>	<p>Funds are programmed for development of rental housing, development of non-congregate shelter, and operating costs/capacity building for eligible nonprofit organizations.</p> <p>The previous waiver from the Governor relating to limits on using the funds in rural areas allowed the funds to assist homeless persons in urban and rural areas.</p> <p><i>Geography:</i> Statewide for rental, and focused on high needs areas for non-congregate shelter.</p> <p><i>Households Eligibility:</i> (See Other Notes)</p>	<p>Awarded \$57.6 M in rental development. Awarded \$3.3M in nonprofit capacity building/operating. Non-congregate shelter Invitation to Apply pending for approx. \$56M.</p> <p>Funds obligated reflect executed contracts.</p>	<p>A HOME-ARP Division has been established, with six FTEs.</p> <p>All FTEs are Art. IX</p> <p>10% for admin/ planning</p> <p>\$13,296,915</p>	270 rental units obligated	<p>*\$119,672,232</p> <p>\$41,445,087 35%</p> <p>\$1,550,784 1%</p>	<p>*Excludes admin.</p> <p>Eligibility: homeless, at risk of homelessness, those fleeing Domestic Violence, populations with housing instability</p>
LIHEAP ARP	<p>Passed as Section 2911 of the American Rescue Plan, dedicates funds through HHS for home energy costs.</p> <p>Must expend funds by: September 30, 2023</p>	<p>99% of funds were programmed in April 2021 to CEAP subs using a modified formula; 1% for state admin. Some funds also have been directed to a statewide web-based vendor.</p> <p><i>Geography:</i> Available statewide</p> <p><i>Income Eligibility:</i> 150% of federal poverty level</p>	<p>A statewide provider to provide CEAP ARP was selected in May 2022 and made funds available in July 2022; that provider closed its portal on September 15, 2023. Close out complete of subrecipients. Some admin and refunds still being reconciled.</p>	<p>FTEs noted under CARES LIHEAP will be utilized for both allocations.</p> <p>.13% admin</p> <p>\$181,532</p>	194,061 persons	<p>\$134,407,308</p> <p>\$134,407,308 100%</p> <p>\$132,242,077 98.38%</p>	<p>No changes to this program this month.</p> <p>\$4.5B nationally.</p>

Program	Timelines / Contract Periods	Planned Activities	Program Status	Staffing Admin Funds	Served to Date	Total Program Funding Obligated (%) Expended (%)	Other Notes
LIHWAP2	<p>Passed as Section 2912 of the American Rescue Plan, dedicates funds through HHS for home water costs</p> <p>Must obligate and expend funds by: March 31, 2024.</p> <p>This is an extension from the original deadline of September 30, 2023</p>	<p>See LIHWAP1 above. HHS will administer LIHWAP1 and 2 under one LIHWAP Plan. Because of the different funding sources, separate contracts will be required.</p> <p>Executed agreement for funds on April 22, 2021. HHS approved TDHCA's LIHWAP Plan on October 22, 2021.</p> <p><i>Geography:</i> Statewide</p> <p><i>Income Eligibility:</i> TBD</p>	<p>This allocation of funds was directed to the statewide provider.</p> <p>Expenditures required by March 31, 2024.</p> <p>Significant refunds are coming back, making it a challenge for the provider to fully expend funds.</p>	<p>FTEs noted under Appropriation Act LIHWAP will be utilized for both allocations.</p> <p>Admin: currently 14.43%</p>	96,691 Persons	<p>\$40,597,082</p> <p>\$40,597,082 100%</p> <p>\$ 37,529,772 92.44%</p>	\$500M Nationall y
Homeowner Assistance Fund (HAF)	<p>Passed as section 3206 of the American Rescue Plan, dedicates funds through Treasury specifically for preventing mortgage delinquencies, defaults, foreclosures, loss of utilities and displacement.</p> <p>Must expend funds by September 30, 2026</p>	<p>The HAF Program avoids displacement through giving assistance payments up to \$65,000 per qualified household for: 1) Mortgage payments and mortgage reinstatement assistance including up to three months of full monthly payment assistance to qualified homeowners; 2) payments to resolve delinquent property charges, including past due property taxes, insurance premiums, condo and homeowner association fees, and cooperative maintenance or common charges; and 3) up to \$10,000 in utility payment assistance (within the \$65,000 cap).</p> <p>Treasury approved the HAF Plan on January 28, 2022. Subsequent plan and budget amendments have been submitted and approval received.</p> <p><i>Geography:</i> Statewide</p> <p><i>Income Eligibility:</i> Household income at or below greater of 100% AMI or 100% of national median income.</p>	<p>The program became available statewide on March 2, 2022.</p> <p>Closure of the program to new applications occurred October 10, 2023.</p> <p>Applications in the system are now being reviewed and pending payment. Program will still take several months for that process, and then QA/QC, reconciliation and ramp down.</p>	<p>The HAF Division includes 9.75 FTEs.</p> <p>All FTEs are Art. IX</p> <p>Up to 11.13% (\$93,759,688) for admin</p> <p>Reduction in some program staff began in December 2023</p>	58,466 hholds	<p><u>Total HAF Budget:</u> \$842,214,006</p> <p><u>HAF Direct Assistance Expended:</u> \$736,455,351 87.44%</p> <p><u>HAF Admin:</u> Total Available: \$87,089,000 Expended: \$74,393,282 85.42%</p> <p><u>Other HAF Expended:</u> Subrecipients: \$15,434,815 (see row below)</p>	\$9.9B nationall y.

Program	Timelines / Contract Periods	Planned Activities	Program Status	Staffing Admin Funds	Served to Date	Total Program Funding Obligated (%) Expended (%)	Other Notes
HAF Subrecipient Activities	<p>Program was originally funded for \$30.5 million. \$14.5 million has been returned to be used for HAF assistance to households, leaving current funding at \$15.9 million.</p> <p>Must expend funds by September 30, 2026.</p>	<p>Program provides funds to local communities or nonprofits for them to provide one or more of three eligible types of assistance: 1) serve as an Intake Center to assist households in applying for HAF funds, 2) provide Housing Counseling Services, and/or 3) provide Legal Services related to Homeownership.</p> <p><i>Geography:</i> Available where Subrecipients are located. <i>Income Eligibility:</i> Household income at or below greater of 100% AMI or 100% of national median income.</p>	<p>1 Subrecipient agreement remains open for legal services. This contract will terminate on May 2, 2024.</p> <p>Final close out of 7 housing contracts will be completed by April 30th. Final contract close will be complete by June 30th.</p>	<p>HAF Subrecipient Activity Division has 2 FTEs, and 2 PTEs</p>	<p><u>Unduplicated Households Served:</u> 12,335</p> <p><u>Intake</u> 9,350</p> <p><u>Legal Services</u> 1,373</p> <p><u>Housing Counsel</u> 3,190</p> <p><u>Forecl. Prevent.</u> 1335</p> <p><u>Outreach Events</u> 1,676</p>	<p>Total \$15,997,429</p> <p>Obligated: 15,979,982 99%</p> <p>Expended: \$15,434,815 97%</p>	
Emergency Housing Vouchers (EHV)	<p>Passed as Section 3202 of the American Rescue Plan, dedicates vouchers through HUD for emergency rental assistance.</p> <p>EHV appropriation will be available for obligation until September 30, 2030, and will be cancelled September 30, 2035. This indicates that any funds not spent by this time will no longer be available and will be returned to Treasury.</p>	<p>TDHCA was allocated 798 vouchers by HUD. The award includes funds for the vouchers (\$7,933,560) plus funds to provide services (\$2,793,000) and funds for admin (\$763,788). Vouchers are for households who are: (1) homeless, (2) at risk of homelessness, (3) fleeing, or attempting to flee, domestic violence, dating violence, sexual assault, stalking, or human trafficking, or (4) recently homeless. TDHCA was able to maximize the use of waivers, assisting households that normally would not be offered a voucher.</p> <p><i>Geography:</i> Balance of State Continuum of Care counties underserved by an EHV-awarded PHA, Heart of Texas Homeless Coalition service area and Tarrant County Homeless Coalition (TCHC) service areas. <i>Income Eligibility:</i> Not to exceed 50% AMI</p>	<p>Executed contracts with all CoC partners: the Heart of Texas Homeless Coalition, Texas Homeless Network (the Balance of State CoC), and Tarrant County Homeless Coalition (TCHC).</p> <p>Vouchers Issued: 932 Vouchers on the Street: 94 Housed: 728 Vouchers Declined after issuance: 85</p> <p>Note that with rental assistance programs, funds expend fairly slowly as rent for the eligible household is paid monthly.</p>	<p>Program being administered by Section 8 area</p> <p>4 new Art. IX positions created using EHV/CSBG administrative funds. One position is currently vacant.</p>	<p>728 of 798 Housed 91.23%</p>	<p>Total \$11,490,348</p> <p>Rent Payments Avail: \$7,933,560</p> <p>HAP Obligated: \$7,192,293.10 90.66%</p> <p>HAP Expended: \$7,210,293.1 90.88%</p> <p>Service Contracts Avail: \$2,793,000</p> <p>Obligated: \$2,793,000 100%</p> <p>Expended: \$1,827,736.67 65.44%</p>	<p>\$5 billion allocated nationally.</p> <p>\$3,500 per unit service fee included, separate from rental assistance payment. The fee total is not tied to each voucher, but is a combined total of funds for services.</p>

Program	Timelines / Contract Periods	Planned Activities	Program Status	Staffing Admin Funds	Served to Date	Total Program Funding Obligated (%) Expended (%)	Other Notes
LIHEAP IJA*	<p>Passed as Section 501 of the Infrastructure Investment and Jobs Act (PL 117-58), dedicates funds through HHS for home energy costs.</p> <p>Must expend funds by: September 30, 2026</p>	<p>Funds nationally to be released in annual increments of \$100 million each year for the next 5 years. These funds will be made available to each state as part of its annual LIHEAP allocation; the Department therefore will handle these as part of our annual allocation.</p> <p><i>Geography:</i> Available statewide <i>Income Eligibility:</i> 150% of poverty</p>	<p>On March 1, 2022, flexibilities were granted. The statewide provider has been the recipient of these funds to date. That provider closed its portal on September 15, 2023. Note that the funds will only become available annually, therefore expenditure will be reflected slowly over 5 Years.</p> <p>To date, two annual allocations have been received in the amounts of \$7,532,384 and \$9,627,413</p>	FTEs noted under CARES LIHEAP will be utilized for both allocations.	19,909 persons	<p><u>Estimated 5-Year Total*:</u> \$37,661,920</p> <p><u>Received by TDHCA:</u> \$17,159,797</p> <p><u>Obligated:</u> \$17,159,797 Of Rcvd: 100% Of 5-Year: 46%</p> <p>Expended: \$ 15,685,729 Of Rcvd: 91.40% Of 5-Year: 41.64%</p>	\$500 million nationally
BIL WAP (Bipartisan Infrastructure Law Weatherization Assistance Program)	<p>Passed as Section 40551 of the Infrastructure Investment and Jobs Act (Public Law 117-58), dedicates funds through Department of Energy for home weatherization.</p> <p>DOE strongly recommends activities be completed within 5 years of receipt of the funds.</p>	<p>Single family and multifamily weatherization of units. Additional restrictions added to the program through the bill beyond typical DOE WAP include Davis-Bacon, Buy American, NEPA, etc. In addition, DOE has applied several Administration priorities, including a focus on workforce development and Diversity in delivering funds.</p> <p>Because this award amount is more than 20 times the typical annual DOE award, Board granted authority in December 2021 to procure a statewide DOE WAP vendor to augment the work of the network.</p> <p><i>Geography:</i> Available statewide <i>Income Eligibility:</i> 200% of poverty</p>	<p>In September 2022 DOE directed TDHCA to proceed with release of its 5-Year Plan for public comment. Staff had obtained Board authority to do so in May 2022. The Plan has now been approved.</p> <p>Statewide subrecipient Request for Applications has been released. Network subrecipient contracts for the first half of funds are now executed.</p>	4 Current FTE's \$11,349,839 6.55% Admin	203 persons	<p>\$173,162,598*</p> <p><u>Obligated:</u> \$30,183,967 17.43%</p> <p><u>Expended:</u> \$ 3,519,947 2.03%</p>	<p>*\$142,944,233 for Program and \$30,218,365 for Training and TA</p> <p>15% of grant made available initially As of March 23, 2023 50% of the grant is available</p>

Program	Timelines / Contract Periods	Planned Activities	Program Status	Staffing Admin Funds	Served to Date	Total Program Funding Obligated (%) Expended (%)	Other Notes
LIHEAP (23CR) Supplemental Funding	<p>Passed as an additional contribution to the 2023 LIHEAP allocation through the <i>Continuing Appropriations Act (CR)</i>, 2023 (Public Law 117-180), dedicates funds through HHS for home energy costs.</p> <p>Must expend funds by: September 30, 2024</p>	<p>Funds nationally of an additional \$1 billion added to the annual 2023 allocation.</p> <p><i>Geography:</i> Available statewide <i>Income Eligibility:</i> 150% of poverty</p>	<p>On March 1, 2022, flexibilities were granted. A statewide provider to provide LIHEAP was selected in May 2022 and made funds available in July 2022. That statewide provider has been used for these funds as well. That provider closed its portal on September 15, 2023.</p>	<p>FTEs noted under CARES LIHEAP, and regular non-temporary LIHEAP, will be utilized.</p>	<p>115,044 persons</p>	<p>Total \$84,732,886</p> <p>\$82,190,900 97%</p> <p>\$ 67,991,766 80.24%</p>	<p>\$1 billion nationally</p>
LIHEAP (23CR) Supplemental Disaster Funding	<p>Passed as an additional contribution to the 2023 LIHEAP allocation through the <i>Continuing Appropriations Act (CR)</i>, 2023 (Public Law 117-180), dedicates funds through HHS for home energy costs.</p> <p>Must expend funds by: September 30, 2024</p>	<p><i>Geography:</i> Available statewide <i>Income Eligibility:</i> 150% of poverty</p>	<p>On March 1, 2022, flexibilities were granted. A statewide provider to provide LIHEAP was selected in May 2022 and made funds available in July 2022. That statewide provider has been used for these funds as well. That provider closed its portal on September 15, 2023.</p>	<p>FTEs noted under CARES LIHEAP, and regular non-temporary LIHEAP, will be utilized.</p>	<p>79,701 persons</p>	<p>Total \$55,322,964</p> <p>55,322,964 100%</p> <p>\$ 44,247,246 79.97%</p>	<p>\$1 billion nationally</p>

CLOSED / COMPLETED PROGRAMS

Program	Timelines / Contract Periods	Planned Activities	Program Status	Staffing Admin Funds	Served to Date	Total Program Funding Obligated (%) Drawn (%)	Other Notes
EARLY REPROGRAMMING OF EXISTING TDHCA PROGRAM FUNDS							
HOME Program Tenant Based Rental Assistance (TBRA) for COVID-19 DR	NA: Reservation Agreements	<p>Program provided 3-6 months of rental assistance through existing or new HOME subrecipients.</p> <p>All necessary waivers for this activity were authorized by the OOG and HUD via HUD's mega-waiver of April 10, 2020. HUD waivers were extended by HUD in December 2020 to expire September 30, 2021.</p> <p><i>Geography:</i> Was available where subrecipients applied. 23 administrators covered 120 counties</p> <p><i>Income Eligibility:</i> Households at or below 80% AMFI based on current circumstances</p>	<p>COMPLETED</p> <p>100% expended</p>	<p>No added TDHCA staffing</p> <p>No added admin funds</p>	2,612 households	<p>\$11,026,701*</p> <p>\$11,026,701 100%</p> <p>\$11,026,701 100%</p>	* Total Program Funding was first authorized up to \$11,290,076. Ultimately 97.7% of that (\$11,026,701) was obligated and utilized.
Reprogram 2019 and 2020 CSBG Discretionary and Admin. Funds	<ul style="list-style-type: none"> Board approval March 2020 Recipients contracts were effective March 26, 2020 Expenditure Deadline was August 31, 2020 	<p>Used the existing network of Community Action Agencies to provide direct client assistance to low income households economically impacted by COVID-19</p> <p><i>Geography:</i> Available statewide (excluding CWCCP and CSI)</p> <p><i>Income Eligibility:</i> 200% poverty (normally is 125%)</p>	<p>COMPLETED</p> <p>100% expended</p>	<p>No added TDHCA staffing</p> <p>No added admin funds</p>	9,468 persons	<p>\$1,434,352</p> <p>1,434,352 100%</p> <p>\$1,434,352 100%</p>	38 CAA subs
Recaptured 2018/2019 HHSP	<ul style="list-style-type: none"> Board approval March 2020 2018 had to be spent by August 31, 2020; 2019 had to be spent by December 31, 2020 	<p>Allow subrecipients to perform HHSP eligible activities in addressing homelessness and those at risk of homelessness</p> <p><i>Geography:</i> Available 9 largest metro areas</p> <p><i>Income Eligibility:</i> Generally 30% AMFI if applicable</p>	<p>COMPLETED</p> <p>100% expended</p>	<p>No added TDHCA staffing</p> <p>No added admin funds</p>	462 persons	<p>\$191,939.53</p> <p>\$191,939.53 100%</p> <p>\$191,939.53 100%</p>	9 subs

Program	Timelines / Contract Periods	Planned Activities	Program Status	Staffing Admin Funds	Served to Date	Total Program Funding Obligated (%) Drawn (%)	Other Notes
CARES ACT FUNDS							
LIHEAP CARES	<ul style="list-style-type: none"> Board approved April 2020 Expend deadline was Sept. 30, 2021 45 day closeout period 	<p>99% to CEAP subs for households affected by COVID-19; 1% for state admin (no weatherization). The flexibilities allowed by USHHS were accepted</p> <p><i>Geography:</i> Available statewide <i>Income Eligibility:</i> 150% of poverty</p>	<p>COMPLETED</p> <p>(An estimated \$29,676,554 was not expended by subrecipients by the deadline. Unused funds were returned to HHS.)</p>	<p>1 Art. IX FTE for CEAP TA/capacity (1 Filled)</p> <p>1% admin (\$892,670)</p>	181,215 persons	<p>\$94,023,896</p> <p>\$93,483,658 99%</p> <p>\$63,898,418 68%</p> <p>FINAL</p>	
Housing Choice Voucher Program Admin	<p>Expend deadline was Dec. 31, 2021</p> <ul style="list-style-type: none"> 1st Award: \$117,268 2nd Award: \$140,871 	<ul style="list-style-type: none"> Software upgrades with Housing Pro to allow more efficient remote interface Landlord incentive payments Ordered 3 tablets for inspections October 2020 Board approved use of funds for retention payments to existing owners to ensure their ongoing participation in the program 	<p>COMPLETED</p> <p>(\$174,439 of admin was returned to HUD. Funds were not allowed to be used for direct household assistance nor were there higher admin expenses.)</p>	No added TDHCA staffing.	<p>142 Land-lord renewals</p> <p>17 new landlords added</p>	<p>\$258,139</p> <p>\$83,700 32.42%</p> <p>\$83,700 32.42%</p> <p>FINAL</p>	
Housing Choice Voucher Program MVP	<p>Had to issue vouchers by December 31, 2021.</p> <p>Orig. Allocation: \$105,034*</p>	<p>15 additional MVP vouchers consistent with our award of MVP, which for TDHCA is for Project Access households.</p> <p>Received award from HUD. Issued the 15 vouchers on May 22, 2020. All 15 were leased.</p>	<p>COMPLETED</p> <p>100% of vouchers utilized</p> <p>(Effective Dec. 31, 2021, the funding authority for the 15 housed families was rolled into TDHCA's regular yearly HAP authority.)</p>	<p>No added TDHCA staffing.</p> <p>No added admin funds.</p>	15 families	<p>\$110,302</p> <p><u>HAP Paid*</u></p> <p>\$53,664 48.65%</p> <p>FINAL</p>	

Program	Timelines / Contract Periods	Planned Activities	Program Status	Staffing Admin Funds	Served to Date	Total Program Funding Obligated (%) Drawn (%)	Other Notes
CSBG CARES	<ul style="list-style-type: none"> Board approved April 2020 Must expend 90% by August 31, 2022 45 day closeout period 	90% to CAAs using regular CSBG formula for households affected by COVID-19; 2% (\$949,120) to Texas Homeless Network (THN); 7% for an eviction diversion pilot program; 1% for state admin <i>Geography:</i> Available statewide <i>Income Eligibility:</i> 200% of poverty (normally is 125%)	COMPLETED (reporting figures now final)	1 Art. IX FTE for CSBG reporting 1% admin (\$474,560)	146,462 persons	\$48,102,282 \$48,102,282 100% \$47,942,629 99.67% FINAL*	40 CAA subs *Not 100% because of refunds received after program close-out.